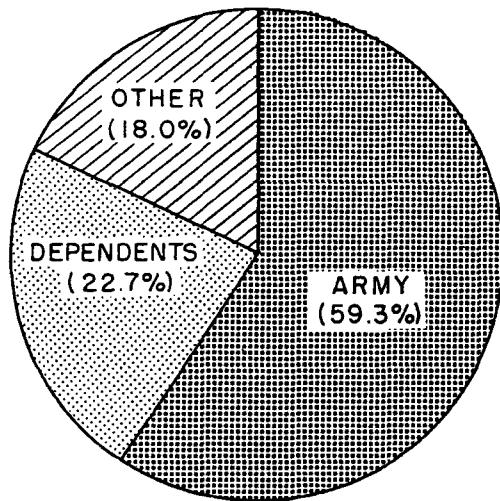
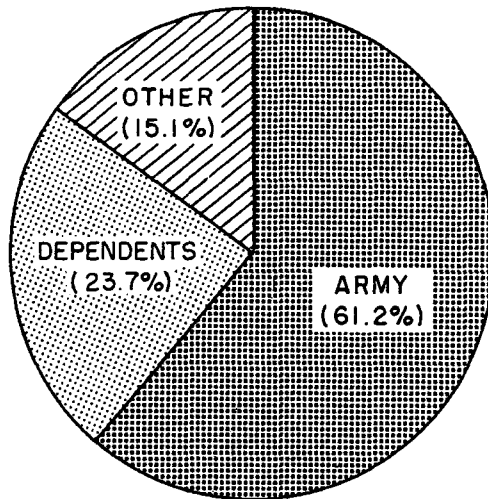


CHART Q.—MEDICAL CARE IN ARMY FACILITIES, BY CATEGORY OF PERSONNEL, 1953.

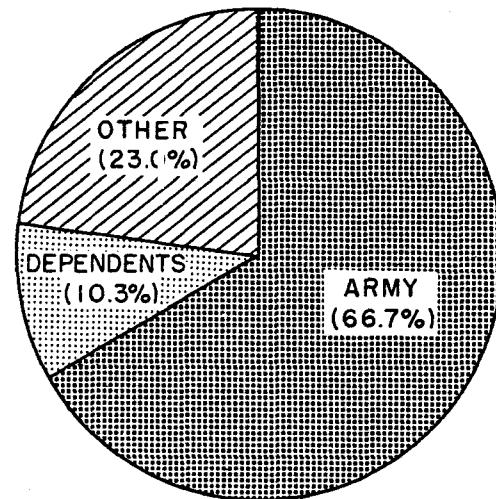
OUTPATIENT TREATMENTS



ADMISSIONS



BEDS OCCUPIED



NOTE: OUTPATIENT TREATMENTS ARE TOTAL IN ALL ARMY MEDICAL TREATMENT FACILITIES, WORLDWIDE. ADMISSIONS ARE TOTAL NUMBER OF PATIENTS ADMITTED (INCLUDING TRANSFERS) TO ARMY HOSPITALS AND INFIRMARIES, WORLDWIDE (CRO CASES AND ADMISSIONS TO QUARTERS ARE EXCLUDED). BEDS OCCUPIED ARE DAILY AVERAGE OF PATIENTS OCCUPYING BEDS IN ARMY HOSPITALS AND INFIRMARIES, WORLDWIDE. ALL DATA INCLUDE ENEMY PRISONERS OF WAR.

SOURCE: Outpatient data from Outpatient Report, DD Form 444. Other data from Beds and Patients Report, DD Form 443.